

Central Services
Joan Araujo, Director

Engineering Services
Christopher Cooper, Director

Transportation
David Fleisch, Director

Water & Sanitation
Joseph Pope, Director

Watershed Protection
Glenn Shephard, Director

Representing: Ventura County Waterworks District Nos. 1, 16, 17, 19, and 38
County Service Area Nos. 29, 30, and 34

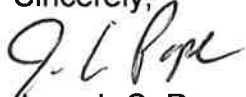
October 14, 2019

**NOTICE OF A MEETING OF THE
VENTURA COUNTY WATERWORKS DISTRICT NO. 38
CITIZENS' ADVISORY COMMITTEE**

NOTICE IS HEREBY GIVEN that a meeting of the Ventura County Waterworks District No. 38 Citizens' Advisory Committee will be held **Wednesday, October 16, 2019, from 3:30 p.m. to adjournment** in the Conference Room at the Sherwood Lake Club, 341 Williamsburg Way, Thousand Oaks, CA 91361

Advisory Committee Members: Please contact the District Office by telephone at (805-378-3005) or by email at WSPC@ventura.org no later than Tuesday, October 15, 2019, if you are unable to attend.

Sincerely,



Joseph C. Pope, Director
Water and Sanitation Department

AGENDA OF THE MEETING

1. CALL TO ORDER
2. APPROVAL OF THE MINUTES OF THE JULY 17, REGULAR MEETING AND SEPTEMBER 16, SPECIAL MEETING.
3. PUBLIC COMMENTS

Members of the public may address the Citizens Advisory Committee (CAC) on items of interest to the public that are within the subject matter jurisdiction of the Committee but do not appear on the agenda.

With respect to agenda items, the public will be given an opportunity to address the Committee when the item is reached in the meeting.

Each speaker will be asked to complete a speaker card, and during the public comments period, is limited to speak one time for a period not to exceed three minutes.



4. DISTRICT STAFF REPORT

- A. Review and Vote on 2020 Recommended Water Rates for Waterworks District #38
- B. WATER QUALITY REPORT – A report regarding water quality complaints, if any, received by the District since the previous CAC meeting and how these complaints were resolved.
- C. WATER SUPPLY CONDITIONS – An update on water supply conditions within the District, Southern California, and throughout the State.
- D. CALLEGUAS MUNICIPAL WATER DISTRICT / METROPOLITAN WATER DISTRICT OF SOUTHERN CALIFORNIA UPDATE – An update on decisions and rulings by these agencies which may impact the District.
- E. UPDATE ON AVENUES OF PUBLIC OUTREACH – How the District is reaching out to its customers concerning water conservation.
- F. BOARD LETTER TRACKER - UPDATE ON VENTURA COUNTY BOARD OF SUPERVISORS AGENDA ITEMS RELATED TO THE DISTRICT – A status report on what items District staff has recently presented, or may be presented, before the Ventura County Board of Supervisors.
 - Liens on Tax Roll / Presented to Board 10/15/19
 - CalWARN Agreement / Presented to Board 10/15/19
 - Waterworks District 38 Public Hearing Regarding Proposed Increases to Water Rates and Service Charges / Presented to Board 12/17/19
- G. UPDATE ON ADVANCED METERING INFRASTRUCTURE (AMI) IMPLEMENTATION – The AMI project is an integrated system of smart meters, communications networks, and data management systems that enables two-way communication between utilities and customers which is being implement within the District. The estimated cost to the District is \$53,000.
- H. DIRECTOR'S INFORMATIONAL ITEMS – Provides the opportunity for the Director to present items that are not within the subject matter of the District's Staff Report.
 - *Financial Report*
 - *Development Update*
 - *Action Items*



5. COMMITTEE MEMBERS' COMMENTS/FUTURE AGENDA ITEMS
6. ADJOURNMENT

IN COMPLIANCE WITH THE AMERICANS WITH DISABILITIES ACT, IF YOU NEED SPECIAL ASSISTANCE TO PARTICIPATE IN THIS MEETING, PLEASE CONTACT CAYTLYN CAYLOR AT (805) 378-3005. REASONABLE ADVANCE NOTIFICATION OF THE NEED FOR ACCOMMODATION PRIOR TO THE MEETING (48 HOURS ADVANCE NOTICE IS PREFERABLE) WILL ENABLE US TO MAKE REASONABLE ARRANGEMENTS TO ENSURE ACCESSIBILITY TO THIS MEETING.



DRAFT

**CITIZENS' ADVISORY COMMITTEE
VENTURA COUNTY WATERWORKS DISTRICT NO. 38
MINUTES OF THE JULY 17, 2019 MEETING**

COMMITTEE MEMBERS IN ATTENDANCE: Dick Hibma, Theresa Felix, Michael Grossman

COMMITTEE MEMBERS ABSENT: Kurt Skarin

COMMITTEE MEMBER VACANCY: None

STAFF: Joseph Pope, Director, County of Ventura Water and Sanitation Department

GUESTS: Russ Goodman

1. CALL TO ORDER

The meeting was called to order at 3:49 p.m.

2. APPROVAL OF THE MINUTES OF THE JANUARY 16, 2019, MEETING

Motion to approve the minutes made by Theresa Felix and second by Michael Grossman.

Vote: Yeas- 3, Nays- 0, Absence- 1, Abstained- 0

3. PUBLIC COMMENTS

No Public Comments

4. DISTRICT STAFF REPORT (INFORMATION ITEMS)

A. WATER QUALITY REPORT

- (2) Water Pressure Complaints:
 - Faulty regulator on the customer side needs to be replaced
 - Pressure at the fire sprinkler system was stuck from a pressure surge, customer property pressure was normal

B. WATER SUPPLY CONDITIONS

Mr. Pope informed the committee that overall everything is looking good and California is officially out of drought

C. CALLEGUAS MUNICIPAL WATER DISTRICT / METROPOLITAN WATER DISTRICT OF SOUTHERN CALIFORNIA UPDATE

Calleguas has selected a new General Manager, Tony Goff who has been with the company for almost 20 years

D. UPDATE ON AVENUES OF PUBLIC OUTREACH

Water and Sanitation is working with a social media company, Consortium to increase public knowledge and posting weekly visuals of how water costs apply to everyday purchases

E. UPDATE ON ADVANCED METERING INFRASTRUCTURE (AMI) IMPLEMENTATION PROJECT (PROJECT)

The AMI project will be fully functioning by the next CAC WWD38 meeting, the customer portal is anticipated to be live by September 2019. Additional discussion was had on what the purpose of the AMI project details and how it will help the customer know the current water usage of their property

F. BOARD LETTER TRACKER – AN UPDATE ON VENTURA COUNTY BOARD OF SUPERVISORS (BOS) AGENDA ITEMS RELATED TO THE DISTRICT

Any water rate increases will be brought to the board for approval by December 2019

G. CONSUMER CONFIDENCE REPORTS

Cash reserves are healthy for the fiscal year 18/19

H. DIRECTOR'S INFORMATIONAL ITEMS

Mr. Pope discussed the unified logo change and development updates throughout the district

5. COMMITTEE MEMBER'S COMMENTS/FUTURE AGENDA ITEMS

Committee Member's Comments –

- A.** Fire hydrant maintenance, service connections – who is responsible for maintaining hydrant(s), Public Works or the developer?

6. ADJOURNMENT

The meeting was adjourned at 4:39 p.m.

DRAFT

**CITIZENS' ADVISORY COMMITTEE
VENTURA COUNTY WATERWORKS DISTRICT NO. 38
MINUTES OF THE SEPTEMBER 16, 2019 SPECIAL MEETING**

COMMITTEE MEMBERS IN ATTENDANCE: Kurt Skarin, Nathan Stockmeir, Russ Goodman

COMMITTEE MEMBERS ABSENT: Dick Hibma, Michael Grossman

COMMITTEE MEMBER VACANCY: None

STAFF: Joseph Pope, Director, County of Ventura Water and Sanitation Department

GUESTS: None

1. CALL TO ORDER

The meeting was called to order at 3:33 p.m.

2. APPROVAL OF THE MINUTES OF THE JULY 17, 2019, MEETING

Postponed approval of July 17, 2019 meeting minutes to next scheduled meeting

Vote: Yeas- 3, Nays- 0, Absence- 2, Abstained- 0

3. PUBLIC COMMENTS

No Public Comments

4. DISTRICT STAFF REPORT (INFORMATION ITEMS)

A. DIRECTORS INFORMATION ITEMS –
Water Rate Analysis Presentation

- Mr. Pope discussed Waterworks District 38's financial status and budget for fiscal year 19-20. He presented the proposed water rate increase to the Committee members and went into detail on the forecast of expenses and the financial standing with or without the increase.

Ventura County Waterworks District No. 38 Citizens' Advisory Committee
Minutes of the September 16, 2019, Special Meeting
Page 2 of 2

5. COMMITTEE MEMBER'S COMMENTS/FUTURE AGENDA ITEMS

Committee Member's Comments – NONE

6. ADJOURNMENT

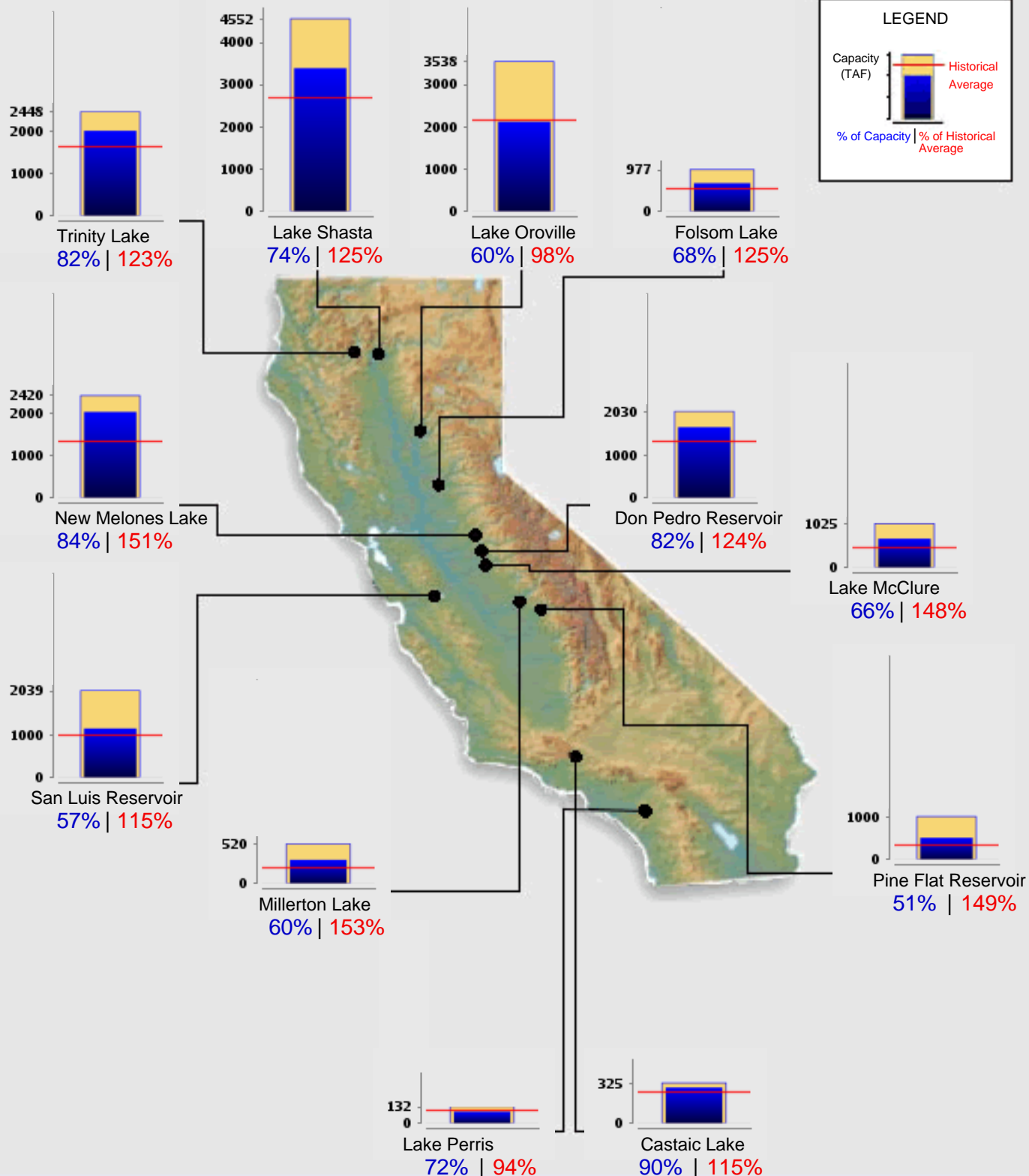
The meeting was adjourned at 4:03 p.m.




Reservoir Conditions

Ending At Midnight - October 13, 2019

CURRENT RESERVOIR CONDITIONS





Water Supply Conditions Report

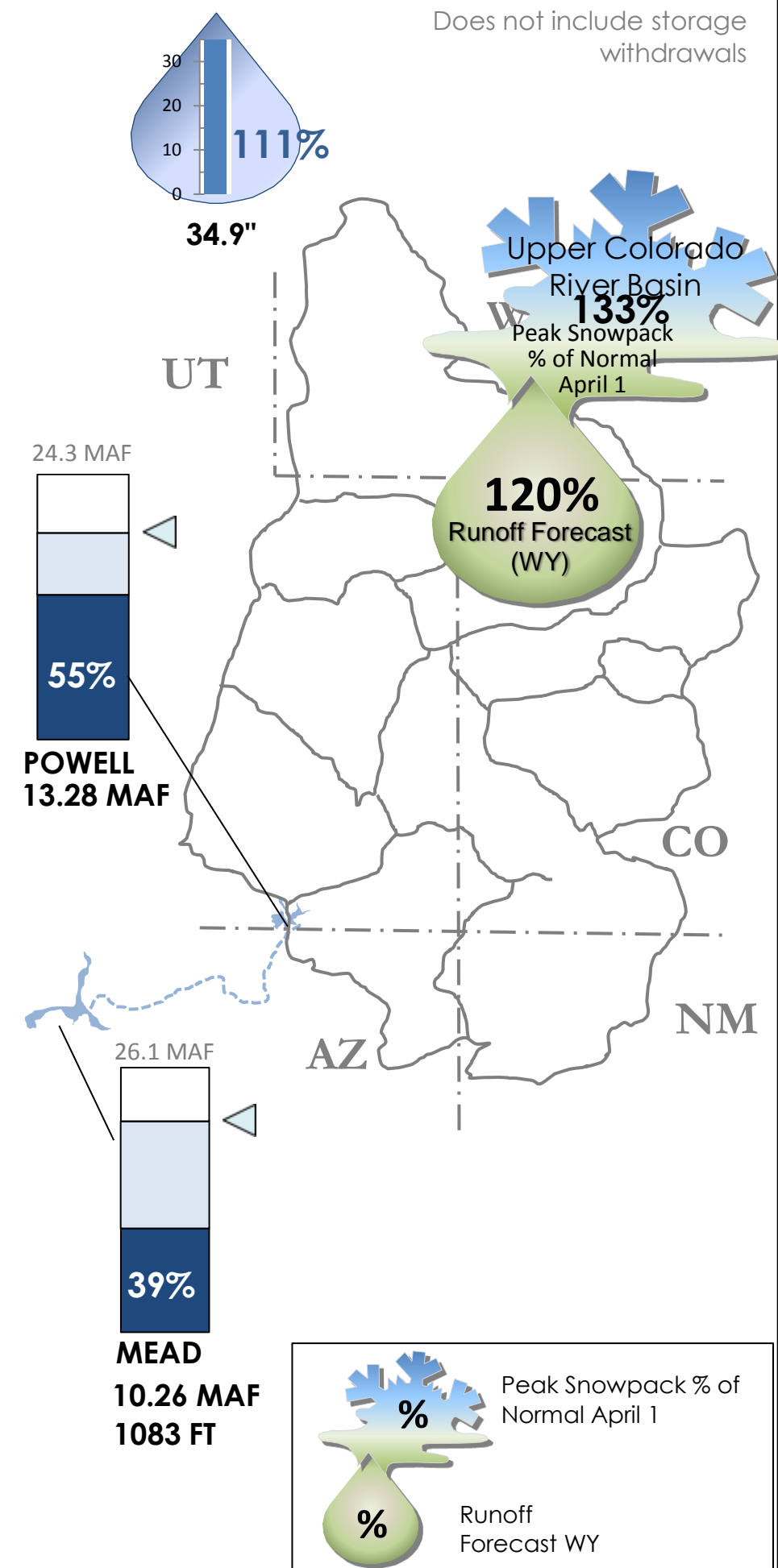
As of: 09/30/2019

2019 Colorado River

925,336 AF

74% of full CRA

Does not include storage withdrawals



Turn page for more CRA Data

Flip Over for SWP

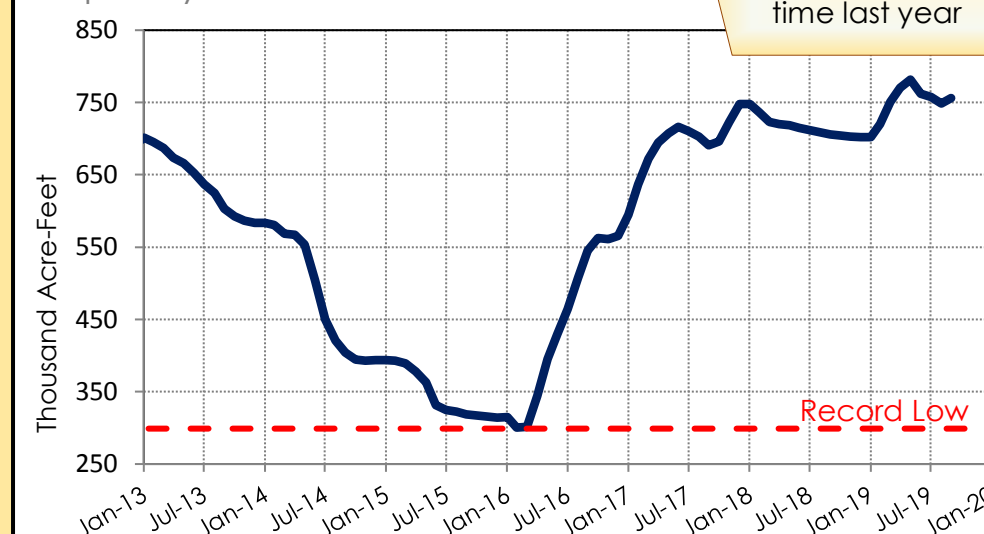
Highlights

- ◆ Northern Sierra snowpack peaked at 163% of April 1 normal
- ◆ Sacramento River Runoff forecast is 137% of normal
- ◆ Snowpack in the Upper Colorado River Basin peaked at 133% of April 1 normal
- ◆ Lake Powell inflow is 120% of normal

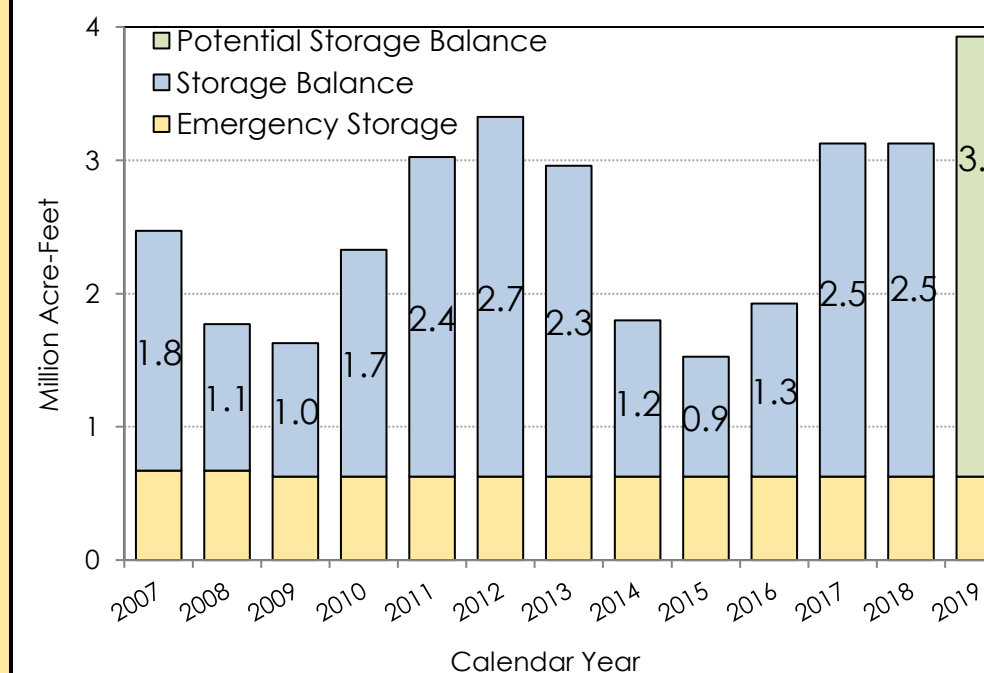
Diamond Valley Lake Storage

Capacity: 810 TAF

50 TAF more in storage than this time last year



MWD Storage Reserve Levels

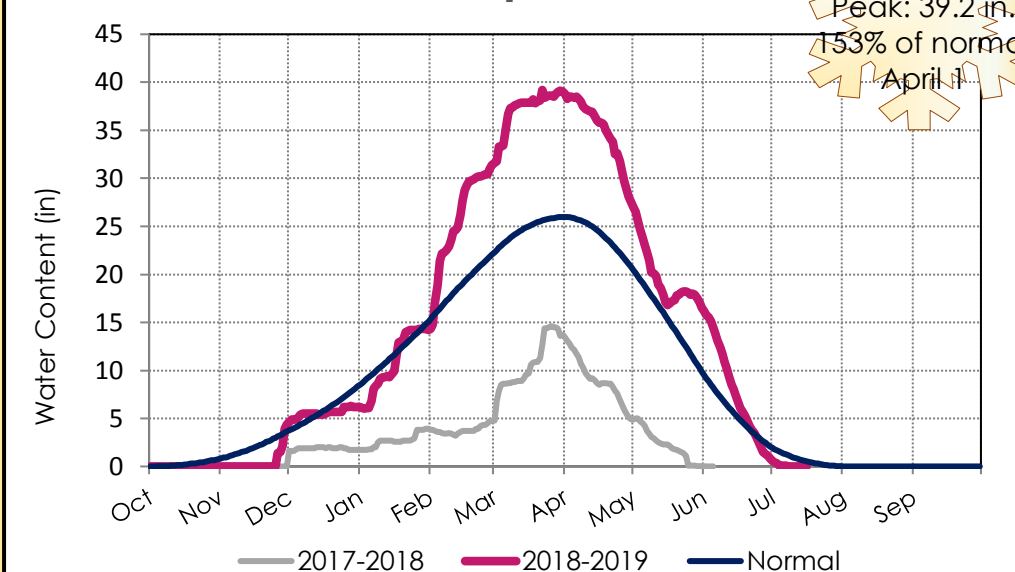


This report is produced by the Water Resource Management Group and contains information from various federal, state, and local agencies. The Metropolitan Water District of Southern California cannot guarantee the accuracy or completeness of this information. Readers should refer to the relevant state, federal, and local agencies for additional or for the most up to date water supply information. Reservoirs, lakes, aqueducts, maps, watersheds, and all other visual representations on this report are not drawn to scale.

<http://www.mwdh2o.com/WSCR>

This report is best printed double sided on legal size paper (8.5" x 14"), double sided on the short edge, and folded in quarters.

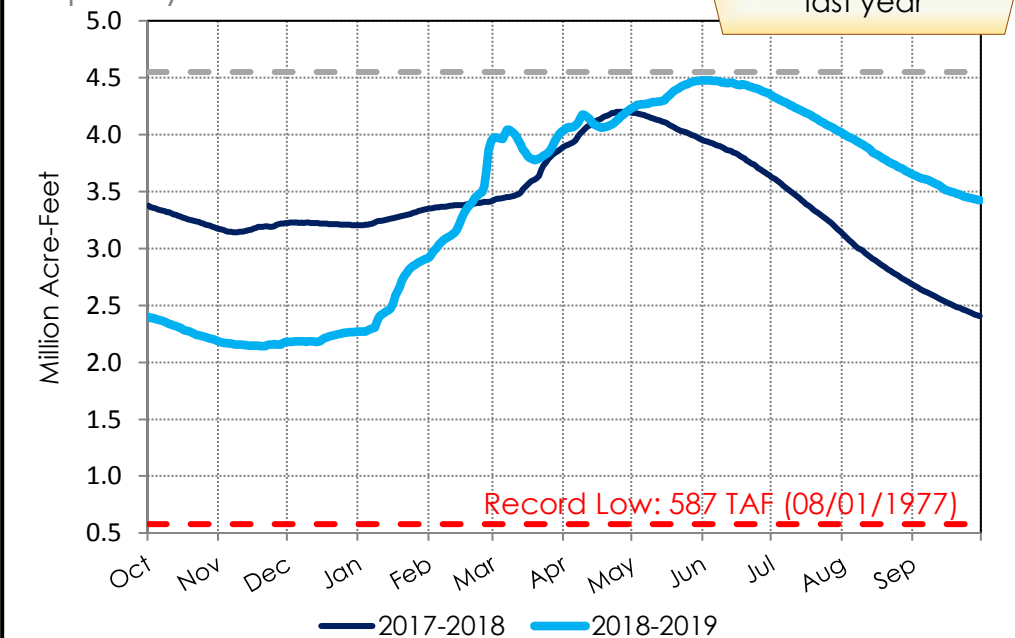
Southern Sierra Snowpack



Lake Shasta Reservoir Storage

Capacity: 4.55 MAF

1.02 MAF more in storage than this time last year



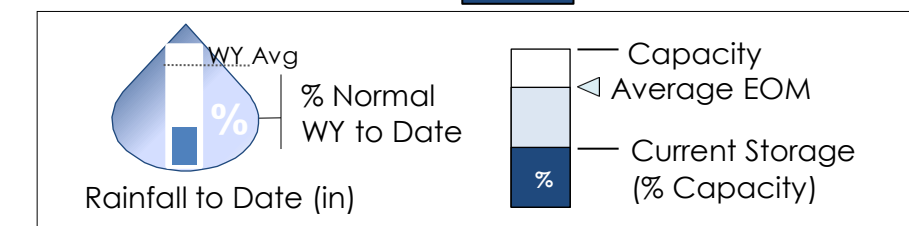
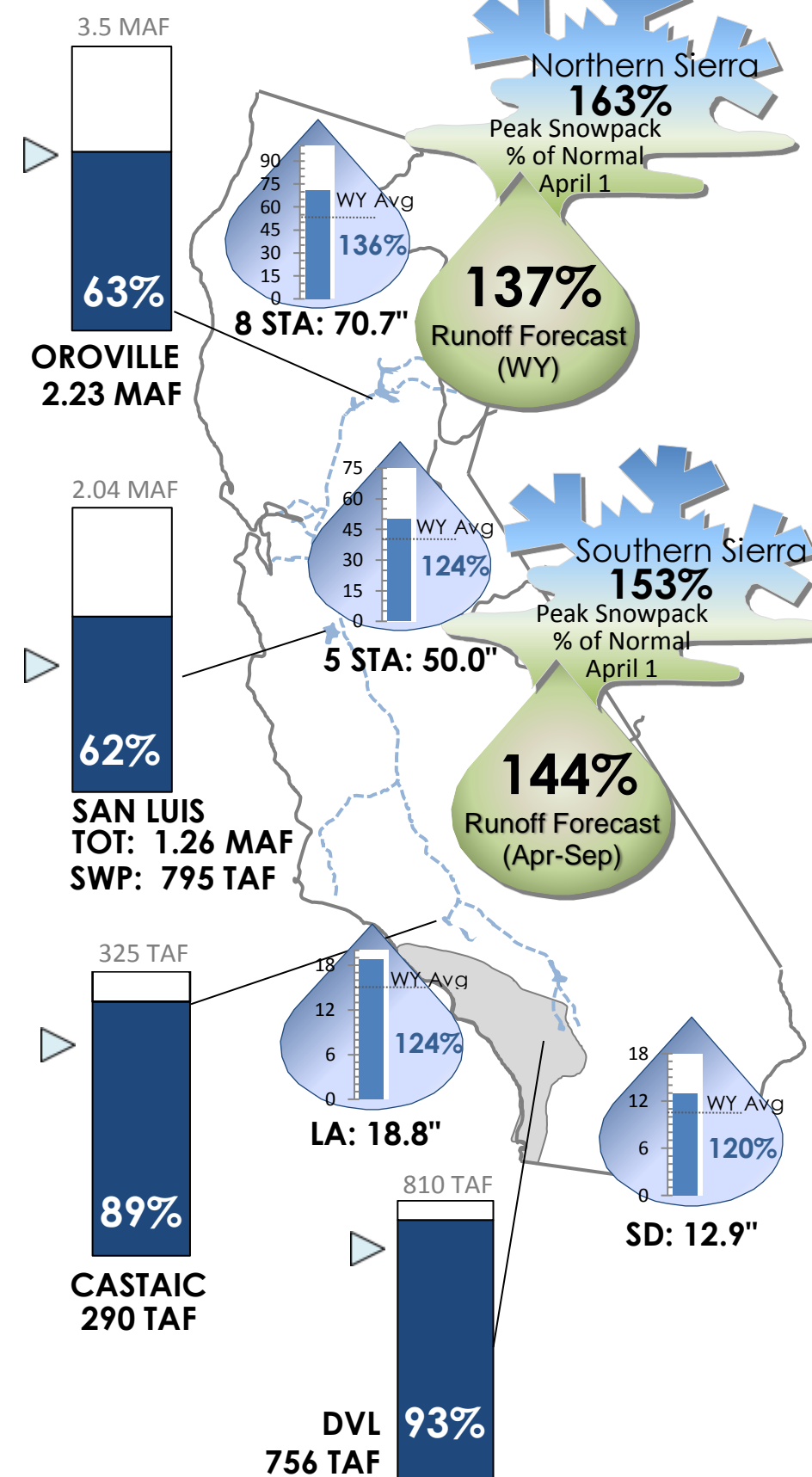
Water Supply Conditions Report

As of: 09/30/2019

2019 SWP Allocation

1,433,625 AF

75% of Table A



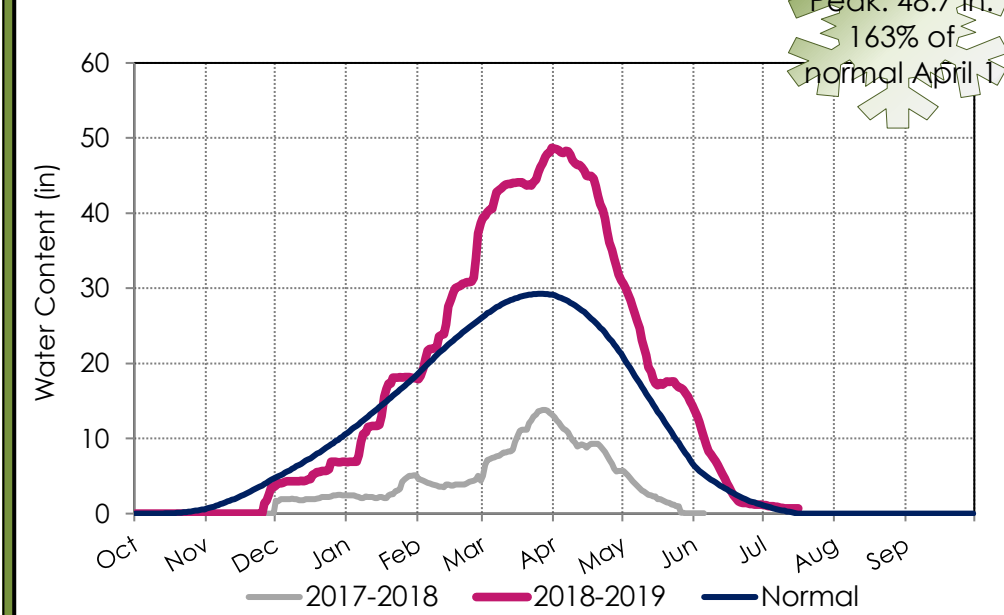
Flip Over for CRA Data

Turn page for more SWP Data

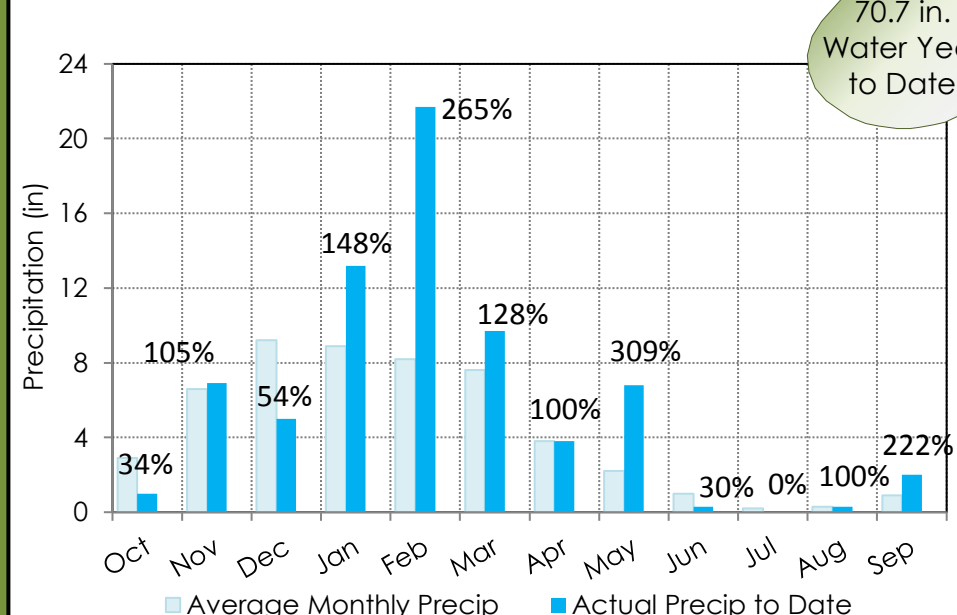
As of: 09/30/2019

State Water Project Resources

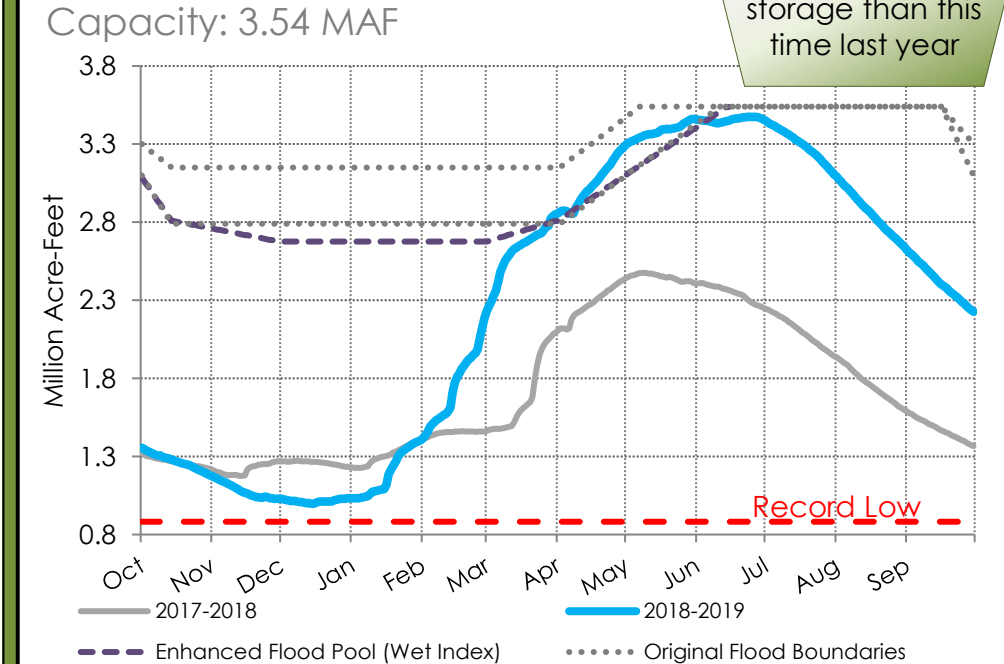
Northern Sierra Snowpack



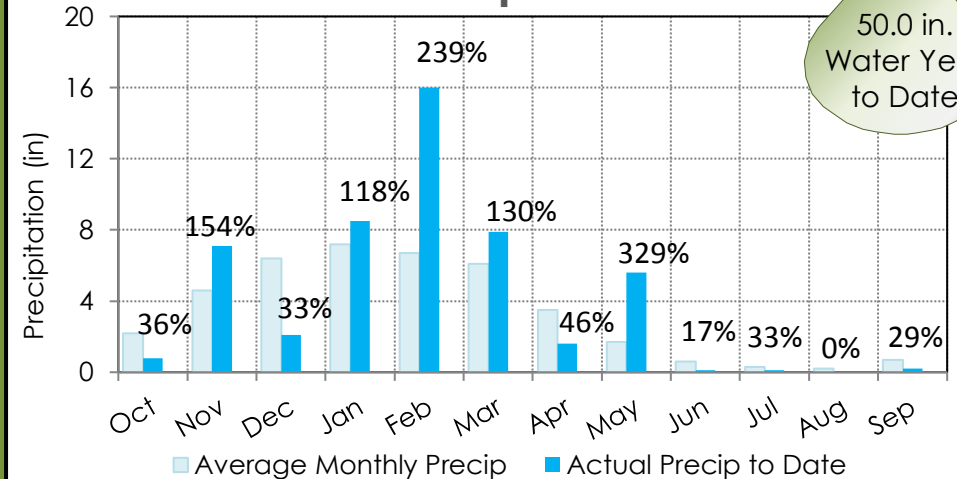
8 Station Index Precip



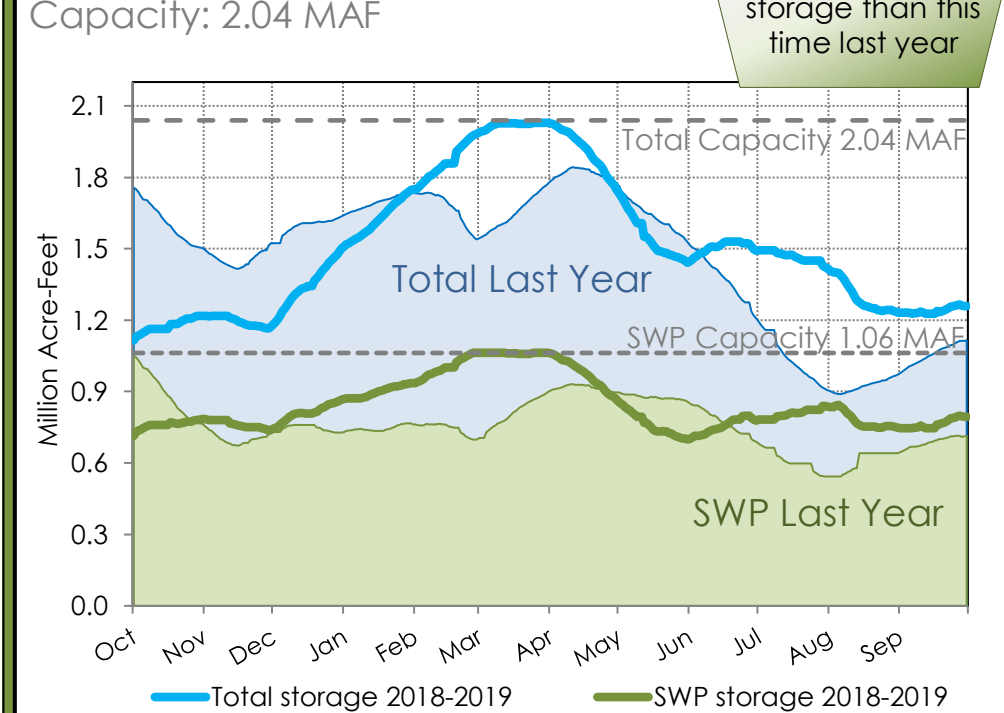
Oroville Reservoir Storage



5 Station Index Precip



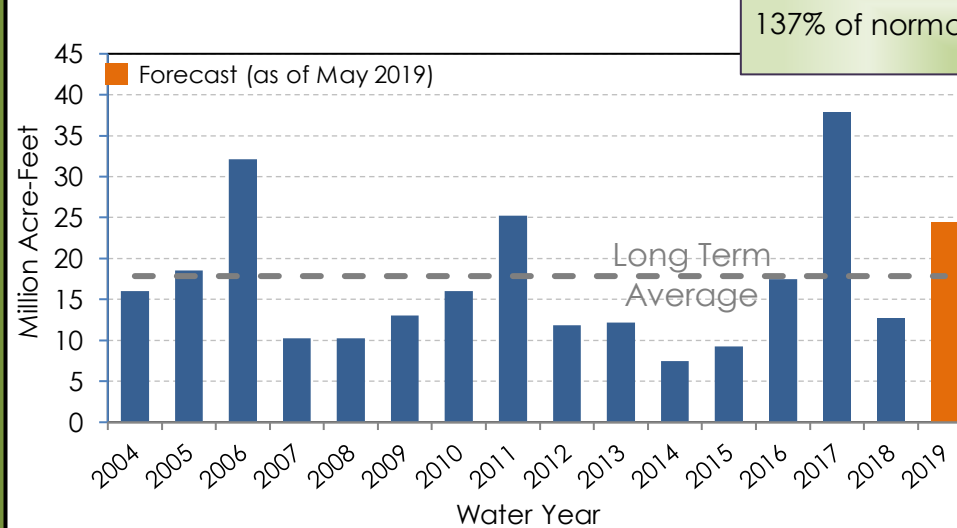
San Luis Reservoir Storage



Other SWP Contract Supplies for 2019 (AF)

Article 21	65,000
Carryover	93,000

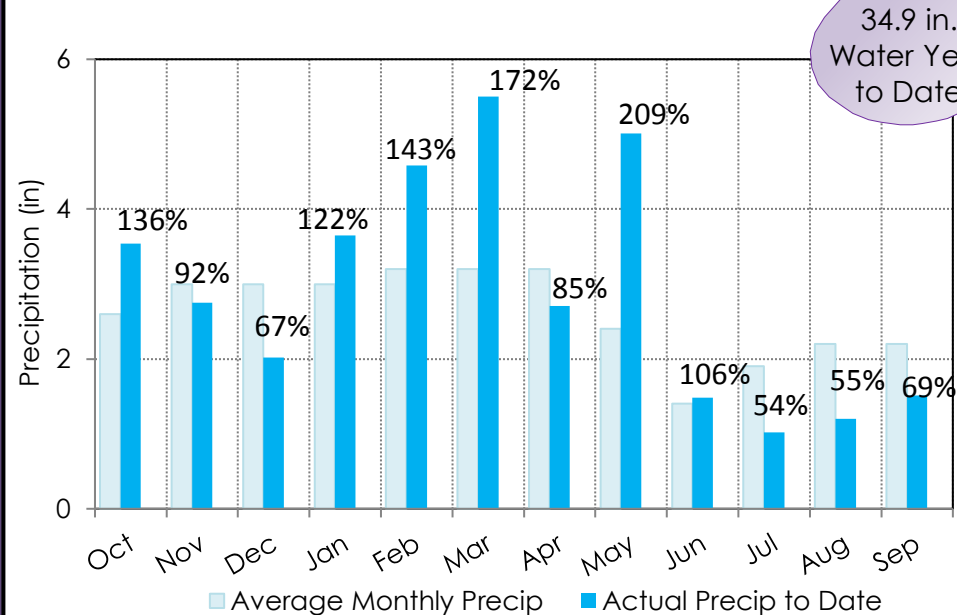
Sacramento River Runoff



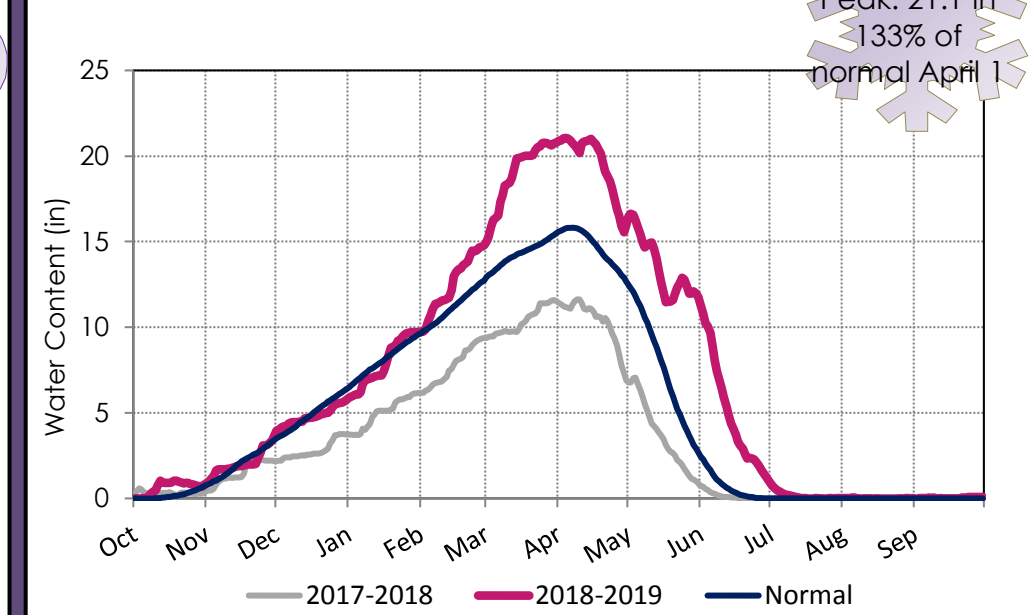
Colorado River Resources

As of: 09/30/2019

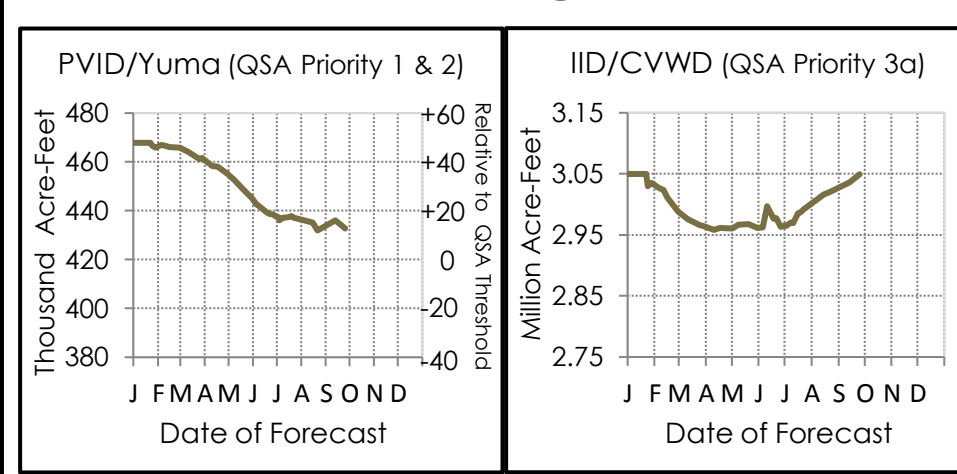
Upper Colorado Basin Precip



Upper Colorado Basin Snowpack



2019 Colorado River Ag Use

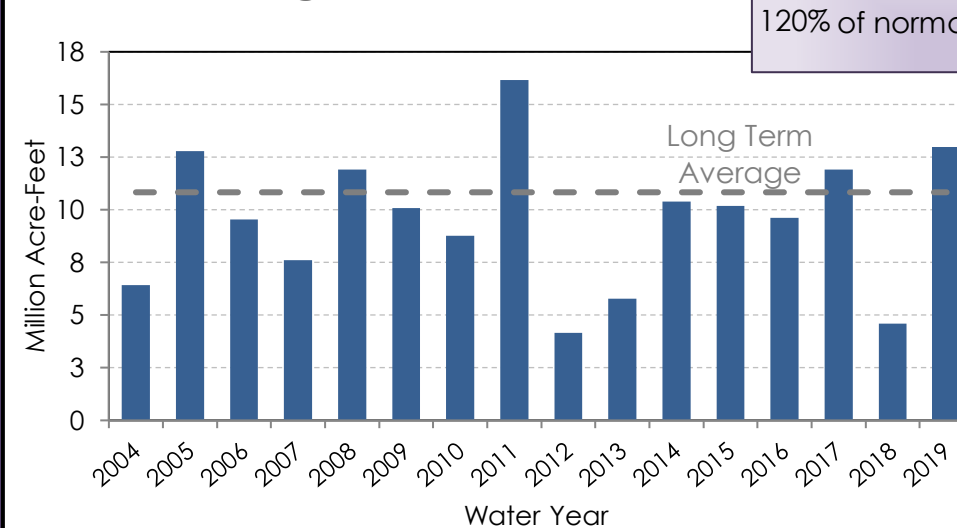


Lake Mead Shortage/Surplus Outlook

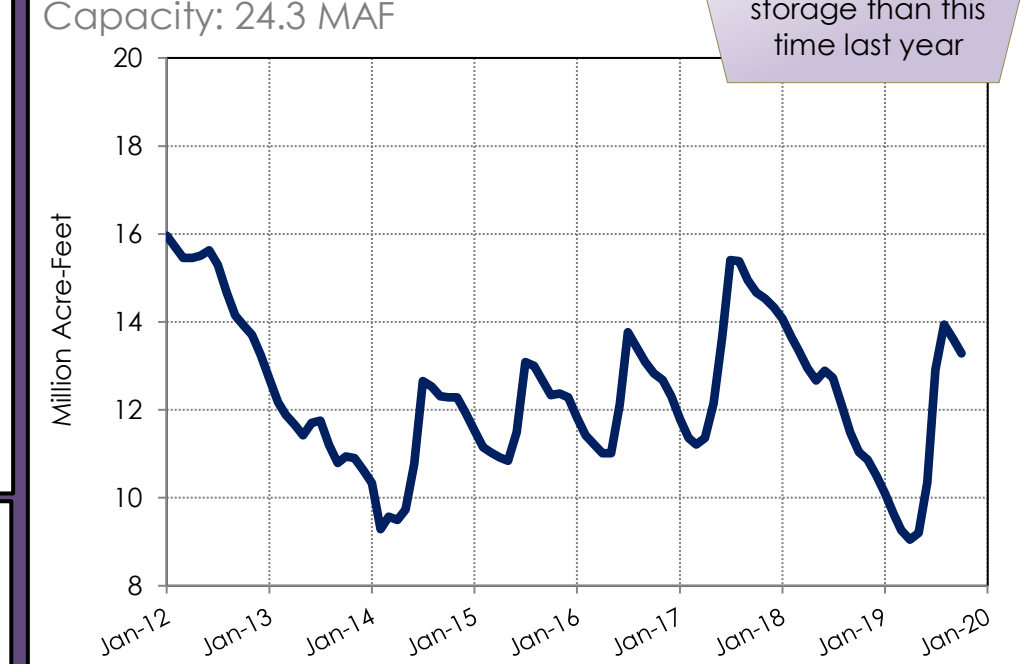
	2020	2021	2022	2023	2024
Shortage	0%	4%	24%	37%	43%
Surplus	0%	0%	7%	12%	19%

Likelihood based on results from the August 2019 CRSS model run. Includes DCP Contributions.

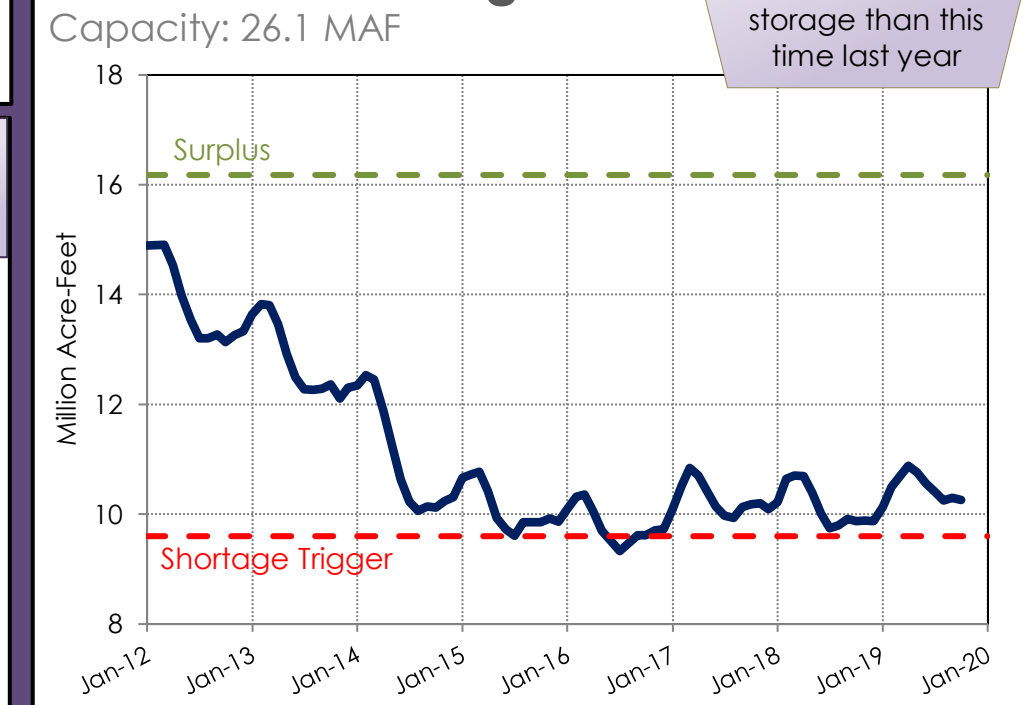
Powell Unregulated Inflow



Lake Powell Storage



Lake Mead Storage



AP03	ACTUAL TO 9/30/19 FY2020										# OF REM PP TO YE
8%	OF YEAR ELAPSED		FY19	FY 20	FY 20	FY 19 Actual	PROJ TO	ACTUAL/	O/S	EST TO	21.2143
ACCT	ACCT NAME		Actual	ADP Budget	ADJ Budget	Y-T-D	06-30-20	BUDGET %	ENC	YR END	EXPLANATION
1	EXPENDITURES										
2	2071	GENERAL INSURANCE ALLOC ISF	2.2	1.9	1.9	0.0	1.9	0%		1.9	Alloc from 6550
3	2101	EQUIPMENT MAINTENANCE	19.0	2.50	2.5	0.0	2.5	0%		2.5	SEE WORKSHEET A
4	2102	EQUIPMENT MAINTENANCE CON	85.6	93.1	93.1	0.0	93.1	0%	8.5	93.1	SEE WORKSHEET A
5	2104	MAINTENANCE SUPPLIES	42.1	47.0	47.0	0.6	47.6	1%	13.9	47.0	SEE WORKSHEET A
6	2112	BUILDINGS AND IMPROVEMENTS	5.3	150.0	150.3	0.0	150.3	0%	0.3	150.3	SEE WORKSHEET B
7	2131	MEMBERSHIPS AND DUES			0.0	0.0	0.0	0%		0.0	CA Urban Wtr Cons Council Memb F
8	2158	COST ALLOCATION PLAN CHARG	12.9	20.1	20.1	0.0	20.1	0%		20.1	FIXED COST
9	2159	MISCELLANEOUS EXPENSE	6.7	10.9	10.9	0.5	10.9	4%		10.4	DOHS Fees, RMA Cross Conn, Water
10		<i>Federal State Permits and Fees</i>	6.8		5.9	0.0	5.9	0%		5.9	DOHS Fees
11		<i>Cross Connection Fees</i>	1.5		1.0	0.5	1.0	46%		0.5	RMA Cross Connection billing/2324
12		<i>Conservation Program</i>			2.0	0.0	2.0	0%		2.0	Water audits & ULTF program/23236
		<i>Others</i>	(1.6)		2.0	0.0	2.0	0%		2.0	
13	2161	OFFICE SUPPLIES			0.0	0.0	0.0	0%		0.0	
14	2162	PRINTING AND BINDING NON ISF	0.5	0.7	0.7	0.0	0.7	0%		0.7	Postnet Postal
15	2164	MAIL CENTER ISF	3.6	3.7	3.7	0.6	3.7	16%		3.1	
16	2165	PURCHASING CHARGES ISF	0.5	0.8	0.8	0.0	0.8	0%		0.8	Purchasing
17	2166	GRAPHICS CHARGES ISF	4.3	2.6	2.6	0.3	2.6	12%		2.3	-
	2168	STORES ISF	0.8		0.0	0.2	0.0	0%		(0.2)	
18	2183	ENGINEERING AND TECHNICAL S		40.0	40.0	0.0	40.0	0%		40.0	Reservoir Inspection, SCADA Integrati
19	2185	ATTORNEY SERVICES	3.5	5.0	5.0	0.0	5.0	0%		5.0	County Counsel
20	2188	LAB SERVICES	0.8	5.0	5.0	0.0	5.0	0%	1.0	5.0	Testing by outside lab
21	2191	COLLECTION AND BILLING SERVI	1.2	1.3	1.3	0.0	1.3	1%		1.3	GSA/Treasury processing fee
	2194	SOFTWARE MAINT AGREEMENTS	20.7	18.0	18.0	0.0	18.0	0%		18.0	
22	2199	OTHER PROFESSIONAL AND SPE	23.2	29.0	38.0	0.0	38.0	0%	9.0	38.0	CCR's, GIS Maps updates, Master Pl
23	2203	COUNTY GEOGRAPHICAL INFOR			0.0	0.0	0.0	0%		0.0	
24	2204	MANAGEMENT AND ADMIN SURV	105.1	89.2	89.2	21.8	89.2	24%		67.4	PWA Central Services Allocation Fixe
25		PWA Eng Contract Services			0.0	0.0	0.0			0.0	Fixed Charge
26	2205	PUBLIC WORKS ISF CHARGES	293.8	511.8	511.8	77.9	505.2	15%		427.3	6.6
27		O&M LABOR	268.9	447.6	447.6	77.9	441.7			363.8	
28		BILLING ALLOCATION	24.9	60.5	60.5	0.0	60.5			60.5	
29		REAL ESTATE		3.7	3.7	0.0	3.0			3.0	
30	2231	RENT AND LEASES EQUIPMENT M	4.5	0.5	0.5	0.0	0.5	0%	0.5	0.5	O & M Equipment Rental/Pump Renta
31	2261	COMPUTER EQUIPMENT <5000	2.4	12.0	12.0	0.0	12.0	0%		12.0	
32	2264	MINOR EQUIPMENT	35.8	45.0	45.0	0.0	19.4	0%		45.0	Meter Allocation & Adv Meter Infra
33		Meter Purchase				0.0	25.6			0.0	Mtr Alloc fr E100
34		Small Tools and Instruments					0.0			0.0	
35	2312	WATER SUPPLY COST	2,403.2	2,727.3	2,727.3	665.5	2,720.2	24%		2,054.7	SEE SALES WORKSHEET
36	2313	WATER AND SEWER SYSTEM PO	28.1	30.0	30.0	3.3	11.1	11%		7.8	SEE WORKSHEET A1
37		TOTAL SVCS & SUPPLIES	3,105.8	3,847.4	3,856.7	770.7	3,824.7	20%	33.2	3,128.0	-9.3
38	3611	DEPRECIATION EXPENSE	327.6	134.0	134.0	37.9	134.0	28%		96.1	
39	4112	WATER SYSTEM IMPROVEMENT			0.0	0.0	175.0				
40		Pressure BETWEEN Zone II & Zone		175.0	175.0	0.0	175.0	0%		175.0	SEE WORKSHEET B/Budget Mod \$1
41	4114	WATER CONSTRUCTION PROJEC			0.0	0.0	0.0			0.0	
42	4601	EQUIPMENT		75.0	75.0	0.0	75.0			75.0	
43	4992	STRUCTURES AND IMPROVEMEN				0.0	0.0			0.0	
44	4993	EQUIPMENT CONTRA ACCOUNT				0.0	0.0			0.0	
45		TOTAL FIXED ASSETS	0.0	250.0	250.0	0.0	250.0	0.0	0.0	250.0	

AP03	ACTUAL TO 9/30/19 FY2020									# OF REM PP TO YE
8%	OF YEAR ELAPSED	FY19	FY 20	FY 20	FY 19 Actual	PROJ TO	ACTUAL/	O/S	EST TO	21.2143
ACCT	ACCT NAME	Actual	ADP Budget	ADJ Budget	Y-T-D	06-30-20	BUDGET %	ENC	YR END	EXPLANATION
46	5111 CONTRIBUTIONS TO OTHER FUN	8.0	7.5	7.5	0.0	7.5	0%		7.5	FA AllocContr to 6550/\$9.25K VhclGa
47	0						0%		0.0	
48	6101 CONTINGENCIES				0.0	0.0	0%			
49	TOTAL EXPENDITURES	3,441.4	4,238.9	4,248.2	808.6	4,216.2	19%	33.2	3,481.6	
50										
51	REVENUES									
52	8911 INVESTMENT INCOME	150.7	159.4	159.4	(20.9)	159.4	-13%		180.3	Interest Apportionment
53	9481 PLANNING AND ENGINEERING SE	14.7	5.0	5.0	1.5	5.0	30%		3.5	Plan Check Fees
55	Line Extension Fees			0.0	0.0	0.0	0%		0.0	Will Serve/Permit/Inspection
56	9613 METER SALES AND INSTALL FEE	0.2	5.2	5.2	0.2	5.2	4%		5.0	Meter Sales
57	9614 WATER SALES	3,458.4	3,734.6	3,734.6	831.3	3,702.4	22%		2,871.1	SEE SALES WORKSHEETS
58	9615 CAPITAL IMPROVE CHARGES		36.2	36.2	0.0	36.2	0%		36.2	
54	9708 OTHER CHARGES FOR SERVICES	0.4	0.7	0.7	0.1	0.7	0%		0.6	Permit/Inspection
59	9751 OTHER SALES	6.7	6.6	6.6	0.7	6.5	11%		5.8	Fire Protection, Cons. Surcharges
60	9790 MISCELLANEOUS REVENUE	27.5	25.0	25.0	(0.2)	20.6	-1%		20.8	Late Charges, Meter Inst Fees, OAS
61	9822 GAIN/LOSS REVENUE CAPITAL AS			0.0	0.0	0.0	0%		0.0	
62										
63	TOTAL REVENUES	3,658.6	3,972.7	3,972.7	812.7	3,936.0	20%		3,123.3	
64	NET COST	(217.2)	266.2	275.5	(4.1)	280.2	-2%	33.2		
						135.9				
	FUND BALANCE CALCULATION									
	5420 FB ACCT 5420 @ 7/01/19 (fy20)				6,647.1					
	FY19 CAFR AJE E141				0.0	CAFR2019				
	ADJUSTED BEGINNING FB				6,647.1					
	TOTAL FY18 PROJ EXPENDITURES				(4,216.2)					
	TOTAL FY18 PROJ REVENUES				3,936.0					
	PROJ ENDING FUND BALANCE @ 6/30/19				6,366.9					
	ADD BACK: FIXED ASSETS				250.0					
	ADJUSTED FUND BALANCE				6,616.9					
	AD HOC REPORTS	O & M	CONSERV	ACQ	DEPREC	TOTAL				
	BEGINNING FUND BALANCE 07/01	0.0	1,628.7	1,621.0	3,397.4	6,647.1		5470		
	FY19 CAFR AJE E141				0.0	CAFR2019				
	FY20 PROJ EXPENDITURES	(3,646.80)	(27.6)	(75.0)	(325.3)	(4,074.7)				
	DEPRECIATION EXPENSE	(134.0)			134.0	0.0				
	CAPITAL EXP 5000	(7.50)				(7.5)				
	FY20 PROJ REVENUES	3,740.4		195.6		3,936.0			-	
	TRANSFER TO/FR O&M	(164.70)	164.7			0.0			-	
	ENDING FUND BALANCE	(212.6)	1,765.8	1,741.6	3,206.1	6,500.9				
		(212.6)	1,765.8	1,741.6	3,206.1	6,500.9				
	ADD BACK FIXED ASSETS CAPITALIZED					250.0				
	DEDUCT DEPRECIATION EXPENSE					(134.0)				
	FMS UNRESERVED FUND BALANCE AND DESIGNATED FUND BALANCE					6,616.9				

END OF WORKSHEET

WATERWORKS DISTRICT #38
LAKE SHERWOOD
OPERATIONS AND MAINTENANCE
FINANCIAL STATUS REPORT

CURRENT PERIOD ACTIVITIES TO AP03 ENDING 9/30/19 @ 25% OF THE YEAR						
		A	B	D	E	F
		ACTUAL	ADOPTED BUDGET	CURRENT	% of	Year-End Projection
	DESCRIPTION	FY 19	FY 19	ACTUAL	Act/Adpt Bud	06/30/20
	EXPENDITURES					
1	System Maint. Supp. & Contract	146.7	142.6	0.6	0%	143.2
3	General Supplies	62.43	15.5	0.6	4%	16.1
4	Generator maintenance	-	-	-		-
5	Pump Station Replacement	61.30	20.0	-	0%	20.0
6	Emergency Repair	-	45.0	-	0%	45.0
7	PLC Replacement	-	5.0	-	0%	5.0
8	SCADA Radio Replacement	9.52	22.0	-	0%	22.0
9	Zonell Res-Intrusion Alarm & Interior Ladder Fall Protection	-	-	-		-
10	Utility Billing System Maintenance	-	8.1	-	0%	8.1
11	Pipe Material/fittings, valves, pumps	13.45	15.0	-	0%	15.0
12	Radios, Valve replcmnt/adj, ZII Alarm, PRS ZII&II	-	12.0	-	0%	12.0
2	Indirect Cost Recovery	12.9	20.1	-	0%	20.1
4	Misc. Expense	44.2	48.5	1.2	3%	50.5
5	Other Professional Svcs	23.2	29.0	-	0%	38.0
6	Small Tools & Minor Equipment	10.0	19.4	-	0%	19.4
7	State Permit/Fees	6.8	5.9	-	0%	3.9
8	O&M Labor	293.8	511.8	77.9	15%	505.2
9	Mgmt & Admin Svcs	105.1	89.2	21.8	24%	89.2
10	Eng. & Tech. Surveys	-	40.0	-	0%	40.0
11	Water Analysis	0.8	5.0	-	0%	5.0
12	Cross Connection Fees	1.5	1.0	0.5	46%	1.0
13	Conservation Program	(1.6)	2.0	-	0%	2.0
3	Water Purchase	2,403.2	2,727.3	665.6	24%	2,720.2
5	Water System Power	28.1	30.0	3.2	11%	11.1
6	Depreciation Expense	327.6	134.0	37.9	28%	134.0
7	Contribution to other Funds	8.0	7.5	-	0%	7.5
8	Meter Purchase	25.8	25.6	-	0%	25.6
10	Contingencies	-	-	-		-
11	TOTAL EXPENDITURES	3,436.1	3,838.9	808.6		3,815.9
12	REVENUES					
13	Interest Earning	-	-	-		-
14	Planning and Eng. Svcs External	14.7	5.0	1.5	30%	5.0
4	Permit & Line Ext. Fees	0.4	0.7	0.1	11%	0.7
6	Meter, Other Sales and Misc Rev.	34.4	36.8	0.8	2%	32.3
7	Water Sales	3,458.4	3,734.6	831.3	22%	3,702.4
8	TOTAL REVENUES	3,507.9	3,777.1	833.7		3,740.4
9	RESULT OF OPERATION	71.8	(61.8)	25.1		(75.5)
11	O&M Fund Balance Reserve:					
11	Beginning Fund Balance	\$1,556.9	\$1,628.8	\$1,628.8		\$1,628.8
12	Net of Operation	\$71.8	(\$61.8)	\$25.1		(\$75.5)
13	O&M Fund Balance Reserve:	\$1,628.8	\$1,567.0	\$1,653.9		\$1,553.3
14	Required O&M Fund Reserve: 25% of Exp.	\$859.0	\$959.7	\$202.1		\$954.0

WATERWORKS DISTRICT #38
LAKE SHERWOOD
CAPITAL PROJECTS
FINANCIAL STATUS REPORT

		A	B	C	D	E	F	H
		ACTUAL	ADOPTED BUDGET	CURRENT PERIOD FY 20			% of	Year-End Projection
	DESCRIPTION	FY 19	FY 20	EXP/REV	ENC	TOTAL	Act/Bud	06/30/20
	EXPENDITURES							
1	<u>NON CAPITALIZED EXPENDITURES:</u>							
2	System Improvements/Replacement	5.3	150.0	0.0	0.3	0.3	0.0%	150.3
5	Sub-Total Non Capitalized Expenditures	5.3	150.0	0.0	0.3	0.3	0.0%	150.3
6	<u>WATER SYSTEM IMPROVEMENT/REPLACEMENT:</u>							
7	Water System Replacement	0.0	175.0	0.0	0.0	0.0	0.0%	175.0
10	Sub-Total Water System Improvement	0.0	175.0	0.0	0.0	0.0	0.0%	175.0
11	<u>WATER CONSTRUCTION PROJECT</u>	0.0	0.0	0.0	0.0	0.0		0.0
12	Water Construction Project	0.0	0.0	0.0	0.0	0.0	0.0%	0.0
13	Other Equipment	0.0	75.0	0.0	0.0	0.0		75.0
15	Sub-Total Water Water Construcrtion Project	0.0	75.0	0.0	0.0	0.0	0.0%	75.0
16	Total Expenditures	5.3	400.0	0.0	0.3	0.3	0.0%	400.3
17	REVENUES						0.0%	
18	Interest Earning	150.7	159.4	(21.0)	0.0	(21.0)	-13.2%	159.4
19	Capital Improv. Charges	0.0	36.2	0.0	0.0	0.0	0.0%	36.2
22	Total Revenues	150.7	195.6	(21.0)	0.0	(21.0)	-10.7%	195.6
23	Net of Operation	145.4	(204.4)	(21.0)	(0.3)	(21.3)		(204.7)
24	Beginning Capital Fund Balance	4,545.4	5,018.4	5,018.4		5,018.4		5,018.4
25	Depreciation Expense	327.6	134.0	0.0		0.0		134.0
26	Ending Capital Fund Balance Reserve	5,018.4	4,948.0	4,997.4		4,997.1		4,947.7
27								
28								
29		SUMMARY OF CAPITAL FUND BALANCE			Capital	Funded	Total	
30					Acq Fund	Depr Fund	Cap Fund	
31			Beginning Fund Balance		1,621.0	3,397.4	5,018.4	
32			Revenue & Depreciation		195.6	134.0	329.6	
33			Expenditure & Encumbrances		75.0	325.3	400.3	
34			Ending Fund Balance		1,741.6	3,206.1	4,947.7	

**LAKE SHERWOOD COMMUNITY SERVICES DISTRICT
DEVELOPMENT TRACT CONTRACTS**

Tract No.	Cost Est / Surety Bond Amount	Description	Placed into Service	# of Years in Service	\$ per Year (50 Year Depreciation)	Total Depreciation to Date
Accepted and Depreciated Tracts						
CUP 4375 4191-5		Water System of 2 Pressure Zones, 2 Reservoirs, Pump Station and Distribution System 56 Residences: Condos, Duplexes, & Triplexes on Swanfield Ct, Waldemar St, Elbury Ct, Crombie Ct & Heatherbank Ct.	1990 - 1997	15 - 22 Years		
Total Costs \$3,977,696					Yearly Depreciation \$79,499	Accumulated Depreciation \$1,590,585

Accepted Tracts Not Being Depreciated						
4408-1&2	\$345,960	105 sfd on Braxfield Ct, Sandcroft, Oak Cottage, Pixon, Yarnton, Abbotsbury, etc.	1997	22	\$6,919	\$152,222
4590	\$58,135	14 SFD on Lake Sherwood Dr & David Lane	1992	27	\$1,163	\$31,393
4779	\$84,706	26 SFD on Rosemont Ct, Stonecreek Ct, & Baybrook Ct	2000	19	\$1,694	\$32,188
4192-3	\$450,600	13 SFD on Queens Garden Dr & Queens Garden Ct. (16 SFD became TR 5501); included installation of PR Station	2002	17	\$9,012	\$153,204
4411	\$201,200	59 SFD on Ravensbury St, Cricketfield Ct, Lake Sherwood Dr & Camerton Ct	2002	17	\$4,024	\$68,408
4409-6	\$1,200,000	Reservoir & Piping	2008	11	\$24,000	\$264,000
4192-5	\$520,200	17 SFD on Calbourne Lane & Williamsburg Ct.	2015	4	\$10,404	\$41,616
4192-6		29 SFD on Queens Garden Dr & Calbourne Lane				
	Total Costs \$2,514,841					Depreciation Not Collected \$743,032

Active Contract to Install						
4191-3&6	\$216,000	23 SFD on Greenbank Rd & Stafford Rd	2002	17	\$4,320	\$73,440
4409-5	\$140,100	24 SFD on Ladbrook Way, Broadhaven Lane, Lamington Court				
4409-6	\$346,800	19 SFD on Morvale Drive, Prestbury Lane, Williamsburg Way				
4409-7	\$100,600	12 SFD on Lamington Court, Crombie Court				
4409-8	\$124,400	11 SFD on Broadhaven Lane				
Total Costs \$927,900						

FA No	FA Type	FA Group	FA Description	Fund	Dept	Unit	Acq Met	Unit Measure	Tag No	Acq date	Useful life	COST	ACCUM DEPR BOY	Depr Exp YTD	Accum DEP YTD	Net Book Value
20160000114 B	B212		WTR IMPROV TR4409-6	E141	PWA	4360	DONA	UNIT	LWI-TR4409-6A	39629	50	1,200,000.00	221,073.44	24,405.26	245,478.70	954,521.30
20170000554 B	B212		14SFD ON LAKE SHRWOOD DR & DAVID LN	E141	PWA	4360	DONA	UNIT		33785	50	58,135.00	30,228.58	1,159.50	31,388.08	26,746.92
20170000556 B	B212		26SFD ROSEMNT CT, STONECREEK CT, BAYBROOK CT.	E141	PWA	4360	DONA	UNIT		36707	50	84,706.00	30,491.76	1,689.44	32,181.20	52,524.80
20170000557 B	B212		23SFD GREENBANK RD & STAFFORD RD.	E141	PWA	4360	DONA	UNIT		37437	50	216,000.00	69,119.97	4,308.14	73,428.11	142,571.89
20170000558 B	B212		13SFD QUEENS GARDEN DR & QUEENS GARDEN CT	E141	PWA	4360	DONA	UNIT		37437	50	450,600.00	144,191.95	8,987.28	153,179.23	297,420.77
20170000559 B	B212		59SFD RAVENSURRY ST, CRICKETFIELD CT, LAKE SHRWD DR, C	E141	PWA	4360	DONA	UNIT		37437	50	201,200.00	64,383.96	4,012.95	68,396.91	132,803.09

2020 Regularly Scheduled Citizens' Advisory Committee (CAC) Meetings*

Ventura County Waterworks District Nos. 1, 17, 19, and 38

January 2020						
SUN	MON	TUES	WED	THURS	FRI	SAT
			1	2	3	4
5	6	7	8	9	10	11
12	13	14	15	16	17	18
19	20	21	22	23	24	25
26	27	28	29	30	31	
March 2020						
SUN	MON	TUES	WED	THURS	FRI	SAT
1	2	3	4	5	6	7
8	9	10	11	12	13	14
15	16	17	18	19	20	21
22	23	24	25	26	27	28
29	30	31				
May 2020						
SUN	MON	TUES	WED	THURS	FRI	SAT
					1	2
3	4	5	6	7	8	9
10	11	12	13	14	15	16
17	18	19	20	21	22	23
24	25	26	27	28	29	30
31						
July 2020						
SUN	MON	TUES	WED	THURS	FRI	SAT
			1	2	3	4
5	6	7	8	9	10	11
12	13	14	15	16	17	18
19	20	21	22	23	24	25
26	27	28	29	30	31	
September 2020						
SUN	MON	TUES	WED	THURS	FRI	SAT
		1	2	3	4	5
6	7	8	9	10	11	12
13	14	15	16	17	18	19
20	21	22	23	24	25	26
27	28	29	30			
November 2019						
SUN	MON	TUES	WED	THURS	FRI	SAT
1	2	3	4	5	6	7
8	9	10	11	12	13	14
15	16	17	18	19	20	21
22	23	24	25	26	27	28
29	30					

February 2020						
SUN	MON	TUES	WED	THURS	FRI	SAT
						1
2	3	4	5	6	7	8
9	10	11	12	14	15	15
16	17	18	19	20	21	22
23	24	25	26	27	28	29
April 2020						
SUN	MON	TUES	WED	THURS	FRI	SAT
			1	2	3	4
5	6	7	8	9	10	11
12	13	14	15	16	17	18
19	20	21	22	23	24	25
26	27	28	29	30		
June 2020						
SUN	MON	TUES	WED	THURS	FRI	SAT
	1	2	3	4	5	6
7	8	9	10	11	12	13
14	15	16	17	18	19	20
21	22	23	24	25	26	27
28	29	30				
August 2020						
SUN	MON	TUES	WED	THURS	FRI	SAT
						1
2	3	4	5	6	7	8
9	10	11	12	13	14	15
16	17	18	19	20	21	22
23	24	25	26	27	28	29
30	31					
October 2020						
SUN	MON	TUES	WED	THURS	FRI	SAT
				1	2	3
4	5	6	7	8	9	10
11	12	13	14	15	16	17
18	19	20	21	22	23	24
25	26	27	28	29	30	31
December 2019						
SUN	MON	TUES	WED	THURS	FRI	SAT
		1	2	3	4	5
6	7	8	9	10	11	12
13	14	15	16	17	18	19
20	21	22	23	24	25	26
27	28	29	30	31		

Blue	WWD No. 1 (Moorpark) CAC meets every month, 2nd Thursdays, 3:30 p.m., Moorpark*
Green	WWD No. 17 (Bell Canyon) CAC meets on odd months, 3rd Tuesdays, 7:00 p.m., Bell Canyon.
Red	WWD No. 19 (Somis) CAC meets on even months, 3rd Thursdays, 3:30 p.m., Moorpark.
Purple	WWD 38 (Lake Sherwood) CAC meets quarterly, 3:30 p.m., Lake Sherwood.
Yellow	CUE Adv. Comm. meeting the 4th Wednesday in May, 1:30 p.m., Camarillo Airport.

* Please Note: All previously scheduled meetings are subject to change.

Water and Sanitation Department Home Page:

<http://pwa.vcpublishworks.org/wsd/>